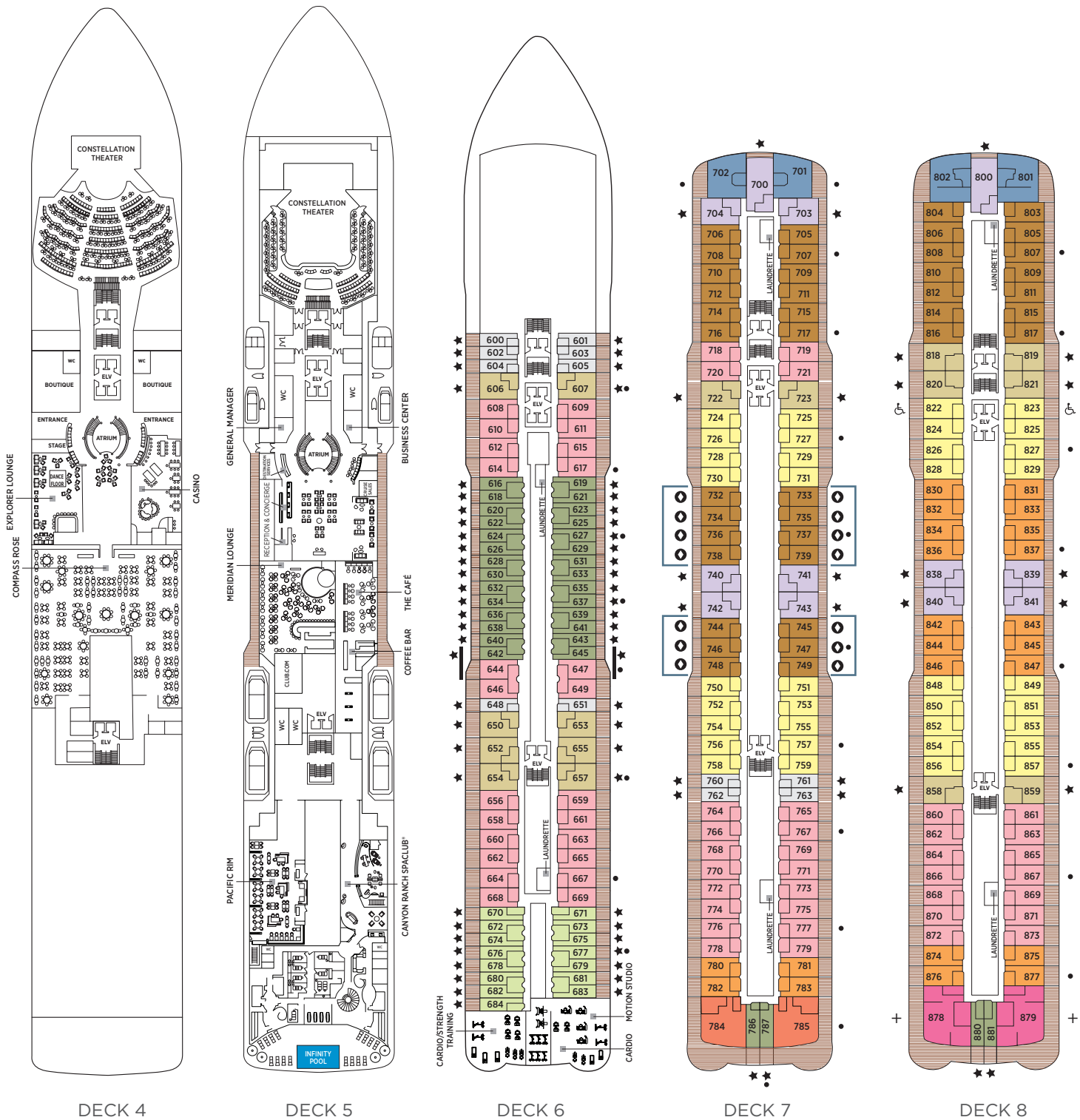



Seven Seas Explorer® DECK PLANS



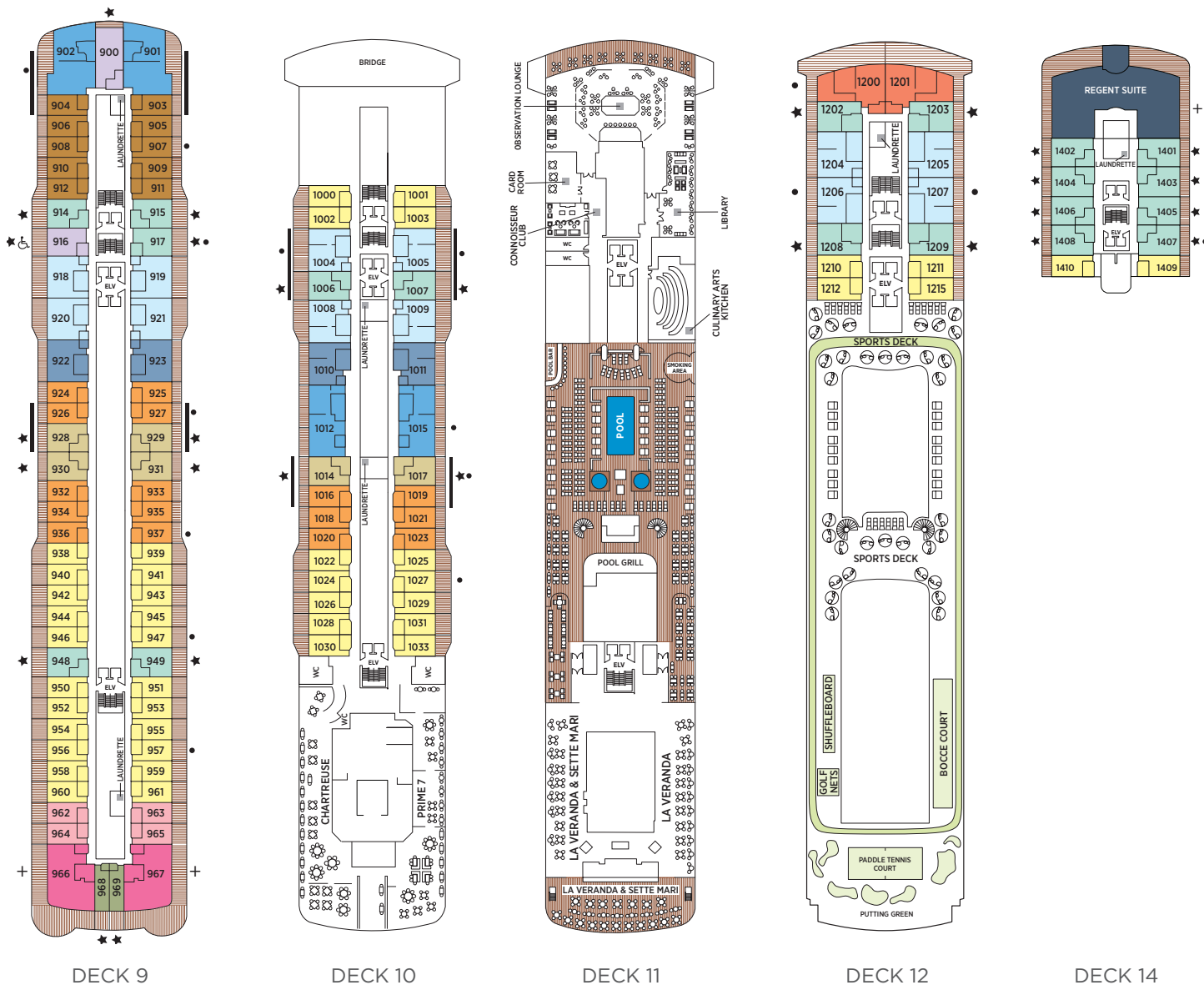
 The following Category F2 suites will be reclassified to Category F1 suites effective with all voyages from January 15, 2017 moving forward:
 732, 733, 734, 735, 736, 737, 738, 739, 744, 745, 746, 747, 748 and 749.

réservez votre croisière sur www.croisiere-club.com

- | | | | |
|-----|------------------|----|----------------------|
| RS | REGENT SUITE | C | PENTHOUSE SUITE |
| MS | MASTER SUITE | D | CONCIERGE SUITE |
| GS | GRAND SUITE | E | CONCIERGE SUITE |
| ES | EXPLORER SUITE | F1 | SUPERIOR SUITE |
| SS1 | SEVEN SEAS SUITE | F2 | SUPERIOR SUITE |
| SS2 | SEVEN SEAS SUITE | G1 | DELUXE VERANDA SUITE |
| A | PENTHOUSE SUITE | G2 | DELUXE VERANDA SUITE |
| B | PENTHOUSE SUITE | H | VERANDA SUITE |



OVERALL LENGTH . . . 735 ft.
 BEAM (WIDTH) 102 ft.
 DRAFT 23 ft.
 GUESTS 750
 OFFICERS European
 CREW 542 International
 GUEST DECKS 10
 GROSS TONNAGE . . . 56,000
 CRUISING SPEED . . . 19.5 Knots
 SHIP'S REGISTRY . . . Marshall Islands



- + 2-bedroom suite accommodates up to 6 guests
- Convertible sofa bed
- ♿ Wheelchair accessible suites 822, 823, and 916 have shower stall instead of bathtub
- Connecting suites
- ★ Bathroom features a glass-enclosed shower instead of bathtub in category A, B, C, G1, G2 and H